








Your first days at IMT



Welcome to the Institut de Mathématiques de Toulouse. This document presents the necessary steps to take when you start working at the common site of the laboratory (UT3 - Paul Sabatier site), **whatever your employer or your host institution.**

	01 Fill in the welcome form 	02 Administrative reception 	03* Documentation 
	Give the information that the administrative office needs to prepare for your arrival. Read the internal rules	Installation minutes, access badge, office key or access code, canteen card, computer account, intranet access, general information, office supplies	Registration to the library, access to electronic documentation, HAL online archive, creation of IdHAL, signature of publications
	You will receive an e-mail with a link to the form (you may request this link by writing to accueil.imt@math.univ-toulouse.fr)	1R3 Ground floor, office 4 Accueil	1R2 Ground floor, Math-Mechanics Library
	As soon as possible	You will be notified by e-mail as soon as the information on your form has been processed	
	Personal details, ID photo, type and effective date(s) of your contract, salary index, vehicle registration document for the car park card...	If additional documents are required, you will be informed by e-mail	After obtaining access to the UT3 intranet

*For research staff



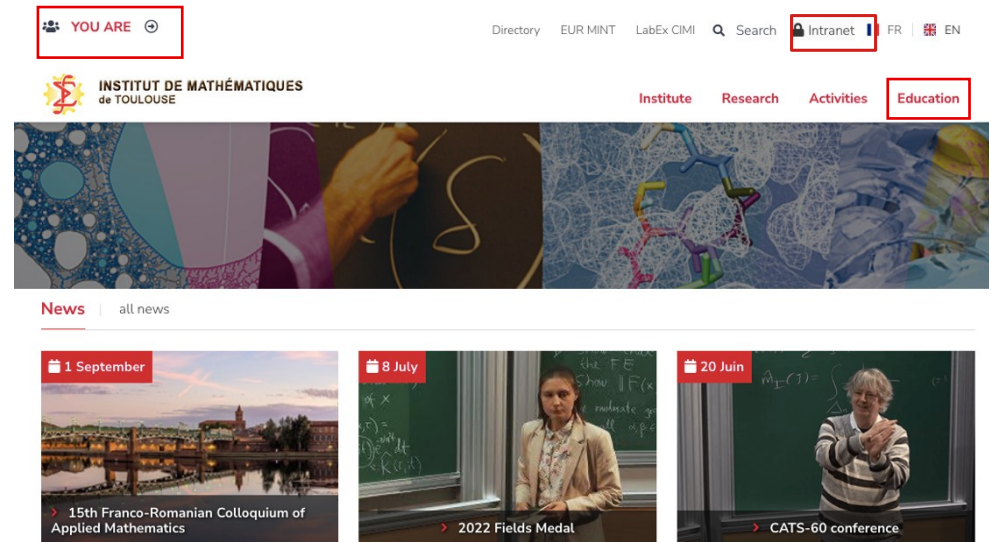
IT

- If you need computer assistance (hardware, software or configuration):
 - See instructions on IMT [Intranet > Cellule informatique](#),
 - informatique@math.univ-toulouse.fr,
 - Office 1R3-225 on the footbridge
- You will need a PLM (Platform for Mathematics Online) account to access several services, including data sharing and backup. To create one, log in on <https://portail.math.cnrs.fr> using your institutional login and password.

Getting information

Consult the website : www.math.univ-toulouse.fr

- Discover the organization and life of the laboratory
- [You are > New IMT member](#)
- [Education](#) section for links to teaching departments and the doctoral school
- **Intranet :**
 - [Instances de l'IMT > Conseil de labo et AG](#) for your board representatives
 - [IMT Pratique > Missions et dépenses](#) for the mission procedure.
 - **Do not pay any transportation/hotel yourself!**
 - [IMT Pratique > Doctorants](#) for PHD students



The screenshot shows the website's navigation bar with 'YOU ARE' highlighted in a red box. The main menu includes 'Institute', 'Research', 'Activities', and 'Education', with 'Education' highlighted in a red box. Below the navigation is a large banner image featuring mathematical concepts like a hand drawing a curve and a complex network diagram. A 'News' section is visible below the banner, with three news items: '1 September' (15th Franco-Romanian Colloquium of Applied Mathematics), '8 July' (2022 Fields Medal), and '20 Juin' (CATS-60 conference).